

Handling System for Dishwasher Side loader

ITEM # _____

MODEL # _____

NAME # _____

SIS # _____

AIA # _____



865243 - 865451 - 863129 - 863130 - 863131 - 863132 -
863133 - 863134 - 863135

Short Form Specification

Item No. _____

Constructed in 304 AISI stainless steel. Basin with sloping bottom.

Feeding bars and carriers for baskets. It is driven by the dishwasher.

Square 40x40mm square leg on height-adjustable feet.

Designed for 500x500mm dishwashing baskets.

Knock-down delivery.

Basket feeding direction: left to right and right to left operated.

Main Features

- Designed to transport 500x500 mm dishwashing baskets.
- Conveyors supplied as knockdown and easy to assemble.
- "Key holes" and "snap on" system reduces the number of screws needed for fast and easy installation.
- For multi rinse rack type dishwasher has 300mm splash hood at the entrance, the minimum length of the side loader to be connected with the dishwasher should be 800mm.
- Side loader is driven by the dishwasher.
- Side loader intended for installation between a dishwasher and a roller conveyor or a manual sorting table.
- Racks automatically fed into the dishwasher, when they are forwarded from the conveyor.

Construction

- All surfaces smooth with polished finish.
- AISI 304 1,2mm stainless steel basin.
- 40x40mm stainless steel tubular and square legs.
- Stainless steel feet 50 mm adjustable in height to align the operation height between the dishwasher and table.
- Thick welded flanges for sturdy connection between the units.
- Three legs included.
- Sloping bottom of the table leads the water draining back to the connected dishwasher up to 900mm length (only for 865243, 865451 & 863129). For side loader from 1000mm length, the slope bottom of the table grants a smooth and rapid drainage at the center of the table.

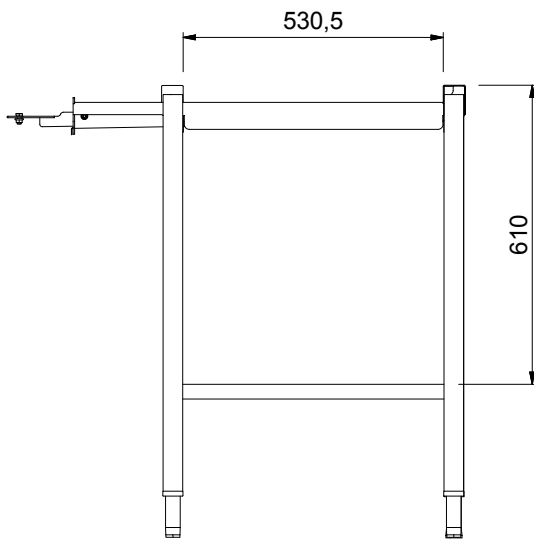
Sustainability



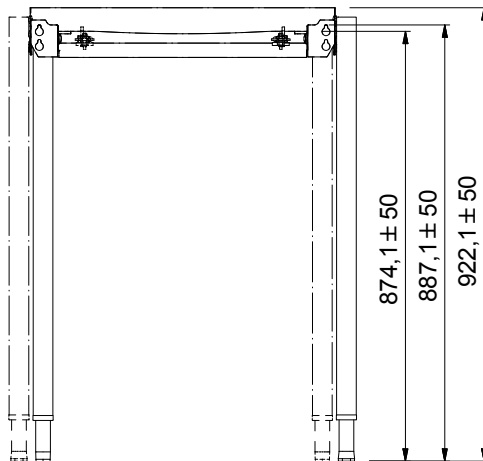
- The table can be used in loading side.
- The side loader is available from 700mm up to 1500mm with 100mm-step length.

APPROVAL: _____

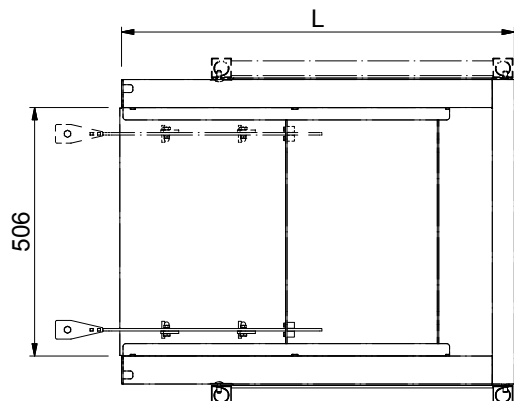
Front



Side



Top



Key Information:

External dimensions, Width:

| | |
|-----------------|---------|
| 865243 (HSSL7) | 700 mm |
| 865451 (HSSL8) | 800 mm |
| 863129 (HSSL9) | 900 mm |
| 863130 (HSSL10) | 1000 mm |
| 863131 (HSSL11) | 1100 mm |
| 863132 (HSSL12) | 1200 mm |
| 863133 (HSSL13) | 1300 mm |
| 863134 (HSSL14) | 1400 mm |
| 863135 (HSSL15) | 1500 mm |

External dimensions, Depth:

623 mm

External dimensions, Height:

Net weight:

| | |
|-----------------|-------|
| 865243 (HSSL7) | 12 kg |
| 865451 (HSSL8) | 13 kg |
| 863129 (HSSL9) | 14 kg |
| 863130 (HSSL10) | 17 kg |
| 863131 (HSSL11) | 18 kg |
| 863132 (HSSL12) | 19 kg |
| 863133 (HSSL13) | 20 kg |
| 863134 (HSSL14) | 21 kg |
| 863135 (HSSL15) | 22 kg |

Height adjustment:

50/50 mm

Basin material:

Stainless Steel AISI 304 - EN
1.4301

865243 (HSSL7)

Type of rollers:



| | | | | | | | | | | |
|----------------------|---|--------|--------|--------|--------|--------|--------|--------|--------|--------|
| Optional Accessories | | 865243 | 865451 | 863129 | 863130 | 863131 | 863132 | 863133 | 863134 | 863135 |
| | 865162 - Emergency stop kit for Rack Type Dishwasher (not for Basic handli- ng system) | < | | | | | | | | |